


Safety at the workplace

## Safety- and disconnecting transformers

- certain fields of operation require special electromechanical products which guarantee optimum safety to the users
- in many cases, safety- and disconnecting transformers are compulsory to guarantee personal safety










# Safety- and disconnecting transformers



## Safety transformers 24V



### Mobile safety transformers 24V

Voltage max. amp.	Some possible solutions	Feeding	Weight in kg	EDP-No.	Product-ID-No.	
120 VA 4 A		1/CEE 2x16A 24V	3m cable 2x1,5 sqmm with contour plug 16A 230V	3	50692	161601202.K3.GG.GRIFF
320 VA 12 A		2/CEE 2x16A 24V	3m cable 2x1,5 sqmm with contour plug 16A 230V	9	81807	62032022.ETA.GG
500 VA 15 A		2/CEE 2x16A 24V	3m cable 2x1,5 sqmm with contour plug 16A 230V	11,5	77271	62050022.ETA.GG
500 VA 15 A		3/CEE 2x16A 24V	3m cable 2x1,5 sqmm with contour plug 16A 230V	11,7	85027	620500222.ETA.GG
1000 VA 2 x 15 A		4/CEE 2x16A 24V	3m cable 2x1,5 sqmm with contour plug 16A 230V	18	85147	67010002222.ETA.GG
1500 VA 4 x 15 A		4/CEE 2x16A 24V	3m cable 2x1,5 sqmm with contour plug 16A 230V	19	83117	35015002222.ETA.GG
2500 VA 6 x 15 A		6/CEE 2x16A 24V	3m cable 2x1,5 sqmm with contour plug 16A 230V	33	85148	4302500222222.ETA.GG

### 24V safety transformers for wall installation

Voltage max. amp.	Some possible solutions	Feeding	Weight in kg	EDP-No.	Product-ID-No.	
320 VA 12 A		2/CEE 2x16A 24V	1/M20	12,5	47645	39032022.ETA.1M20
500 VA 15 A		2/CEE 2x16A 24V	1/M20	15	47935	39050022.ETA.1M20

Design together with our engineers the optimum solution for your field of application.  
Use the possibility of engraving.

# Safety- and disconnecting transformers

## Safety transformers 42V



### Mobile safety transformers 42V

Voltage max. amp.	Some possible solutions	Feeding	Weight in kg	EDP-No.	Product-ID-No.	
320 VA 6 A		2/CEE 2x16A 42V	3m cable 2x1,5 sqmm with contour plug 16A 230V	9	85022	62032044.ETA.GG
500 VA 10 A		2/CEE 2x16A 42V	3m cable 2x1,5 sqmm with contour plug 16A 230V	11,5	80557	62050044.ETA.GG
500 VA 10 A		3/CEE 2x16A 42V	3m cable 2x1,5 sqmm with contour plug 16A 230V	11,7	74322	620500444.ETA.GG
1000 VA 2 x 10 A		4/CEE 2x16A 42V	3m cable 2x1,5 sqmm with contour plug 16A 230V	18	85021	67010004444.ETA.GG
1500 VA 2 x 15 A		4/CEE 2x16A 42V	3m cable 2x1,5 sqmm with contour plug 16A 230V	19	80558	35015004444.ETA.GG
2000 VA 4 x 10 A		4/CEE 2x16A 42V	3m cable 2x1,5 sqmm with contour plug 16A 230V	30	85149	43020004444.ETA.GG
2500 VA 3 x 15 A		3/CEE 2x16A 42V	3m cable 2x1,5 sqmm with contour plug 16A 230V	32,5	85150	4302500444.ETA.GG

### 42V safety transformers for wall installation

Voltage max. amp.	Some possible solutions	Feeding	Weight in kg	EDP-No.	Product-ID-No.	
320 VA 6 A		2/CEE 2x16A 42V	1/M20	12,5	48121	39032044.ETA.1M20
500 VA 10 A		2/CEE 2x16A 42V	1/M20	15	47938	39050044.ETA.1M20

Design together with our engineers the optimum solution for your field of application.  
Use the possibility of engraving.

# Safety- and disconnecting transformers

## Safety transformers 230/230V and 400/400/230V

**“Schuko, FI, LS”**  
Explanations see page 1/0



### Mobile disconnecting transformers 230/230V

Voltage max. amp.	Some possible solutions	Feeding	Weight in kg	EDP-No.	Product-ID-No.
500 VA 2 A		1/Schuko 16A 230V 3m cable 2x1,5 sqmm with contour plug 16A 230V	11,5	85020	6205001.230V.ETA.GG
1000 VA 3,5 A		1/Schuko 16A 230V 3m cable 2x1,5 sqmm with contour plug 16A 230V	18	85019	67010001.230V.ETA.GG
1200 VA 4 A		1/Schuko 16A 230V 3m cable 2x1,5 sqmm with contour plug 16A 230V	20	57209	67012001.230V.ETA.GG
1200 VA 4 A		3/Schuko 16A 230V 3m cable 2x1,5 sqmm with contour plug 16A 230V	20	85018	67012003.230V.ETA.GG
1500 VA 6 A		2/Schuko 16A 230V 3m cable 2x1,5 sqmm with contour plug 16A 230V	19	85017	35015002.230V.ETA.GG
2000 VA 8 A		2/Schuko 16A 230V 3m cable 2x1,5 sqmm with contour plug 16A 230V	30	85266	43020002.230V.ETA.GG
2500 VA 10 A		2/Schuko 16A 230V 3m cable 2x1,5 sqmm with contour plug 16A 230V	32	85267	43025002.230V.ETA.GG
3000 VA 12 A		3/Schuko 16A 230V 3m cable 2x1,5 sqmm with contour plug 16A 230V	36	85268	43030003.230V.ETA.GG

### Mobile disconnecting transformers 3x400/3x400/230V

Voltage max. amp.	Some possible solutions	Feeding	Weight in kg	EDP-No.	Product-ID-No.
3000 VA 4A		1/CEE5x16A 400V 3/Schuko 16A 230V 5m cable 5x2,5 sqmm with CEE-plug 5x16A 400V with protective motor-switch 10A	43	41834	79.MS.DR3000.1.3.5M.301656

Design together with our engineers the optimum solution for disconnecting transformers for more than 5000 V for your field of application either in dolly-type or wagon version.

### Disconnecting transformers for wall installation 230/230V

Voltage max. amp.	Some possible solutions	Feeding	Weight in kg	EDP-No.	Product-ID-No.
500 VA 2 A		1/Schuko 16A 230V 1/M20	15	47948	3905001.230V.ETA.1M20
1000 VA 3,5 A		1/Schuko 16A 230V 1/M20	19	47949	39010001.230V.ETA.1M20
2000 VA 8 A		2/Schuko 16A 230V 1/M20	35	41689	79020002.230V.ETA.1M20
3000 VA 12 A		3/Schuko 16A 230V 1/M20	41	40450	79030003.230V.ETA.1M20

### Disconnecting transformers for wall installation 3x400/3x400/230V

Voltage max. amp.	Some possible solutions	Feeding	Weight in kg	EDP-No.	Product-ID-No.
10000 VA 13 A		1/CEE5x16A 400V 1/M25	135	42869	2.799.ESB.10000DR.1.MS.WANDB.

Design together with our engineers the optimum solution for your field of application. Use the possibility of engraving.

# Safety- and disconnecting transformers

Dolly type



EDP-No. 83325, 3 kVA



EDP-No. 47029, 24 kVA



EDP-No. 82077, 24 kVA



EDP-No. 79337, 24 kVA

# Safety- and disconnecting transformers

Wagon type



EDP-No. 80274, 30 kVA 400V, 2 kVA 24V



EDP-No. 76999, 30 kVA



EDP-No. 79181, 50 kVA



EDP-No. 74067, 100 kVA